

REORDER #430E EXTENSION – THIGH

Contents One Pair



**BLUFLEX INTERMITTENT COMPRESSION
EXTENSION**

NONSTERILE SINGLE -USE ONLY*

*This compression sleeve has been designed for multiple, independent uses, each requiring return to BluFlex after use. Following each use, the device must be returned to BluFlex for cleaning, functional testing and inspection prior to release for an additional patient use. Do not attempt to clean or reprocess this device without returning it to BluFlex first.

INSTRUCTIONS FOR USE INSIDE

SterilMed, Inc.

430E BluFlex Intermittent Compression Extension

Manufactured by SterilMed, Inc.

11400 73rd Avenue North

Maple Grove, MN 55369

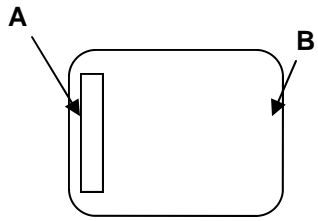
CAUTION: Federal law restricts this device for sale by or on the order of a licensed physician.

INDICATIONS FOR USE

The BluFlex Intermittent Compression System, Model 400 Series, is indicated for any person that is at risk for deep vein thrombosis or could otherwise benefit from enhanced blood flow and circulation and / or a reduction in post operative pain and swelling.

COMPATIBLE PUMP

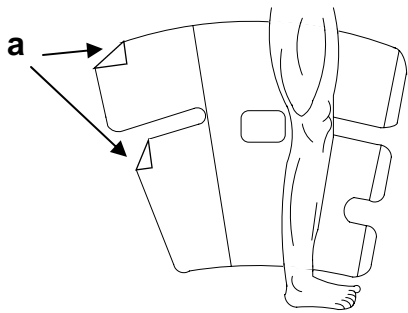
BluFlex Compression Sleeves are designed for use with the Talley DVT-295 pump.



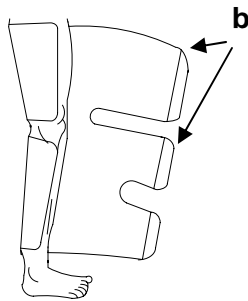
BluFlex Sleeve Extension

INSTRUCTIONS FOR USE:

1. Attach the velcro of side “A” of the BluFlex extension to the outside portion of side “a” of the BluFlex compression sleeve. Do this on both upper and lower sections of the sleeve.
2. Place the BluFlex compression sleeve on the leg, following the enclosed instruction for the sleeve garment.
3. When closing the garment around the applied area, finish the closure by attaching side “B” of the extension to the inside portion of the “b” side of the BluFlex compression sleeve.
4. Use as directed in the sleeve instruction manual.



BluFlex Thigh Sleeve



BluFlex Thigh Sleeve

WARNINGS

1. Check for skin irritation and use additional padding according to clinical judgment.
2. Special attention, additional padding and checking every shift change should be given to patients with poor circulation, fragile skin, insensitve extremities, diabetes and those who may be predisposed to tissue viability problems, including those receiving anticoagulation therapy. Minimize the pressure effects by reducing the impulse pressure and set the impulse duration to short. Check for skin reddening and any early signs which may lead to tissue viability problems and use additional padding or discontinue treatment according to clinical judgment.
3. Do not attempt to repair or replace broken tubing connectors as hazardous inflation of the sleeves may occur.
4. Do not exceed 60 mm Hg

Instructions for Use can be found at www.SterilMed.com. Further questions or concerns by the health practitioner can be addressed directly by contacting your SterilMed Customer Service Associate and/or the SterilMed Quality Department at 1-888-541-0078.

SterilMed, Inc
11400 73rd Avenue North
Minneapolis, MN 55369
Phone: 1-888-541-0078
Fax : 763-488-3350