

WARNINGS

1. Check for skin irritation and use additional padding according to clinical judgment.
2. Special attention, additional padding and checking every shift change should be given to patients with poor circulation, fragile skin, insensitive extremities, diabetes and those who may be predisposed to tissue viability problems, including those receiving anticoagulation therapy. Minimize the pressure effects by reducing the impulse pressure and set the impulse duration to short. Check for skin reddening and any early signs which may lead to tissue viability problems and use additional padding or discontinue treatment according to clinical judgment.
3. Do not attempt to repair or replace broken tubing connectors as hazardous inflation of the sleeves may occur.
4. Do not exceed 60 mm Hg

Instructions for Use can be found at www.SterilMed.com. Further questions or concerns by the health practitioner can be addressed directly by contacting your SterilMed Customer Service Associate and/or the SterilMed Quality Department at 1-888-541-0078.

*SterilMed, Inc
11400 73rd Avenue North
Minneapolis, MN 55369
Phone: 1-888-541-0078
Fax : 763-488-3350*

REORDER #409S Small Calf

Contents One Pair—Sizing up to 15"



BLUFLEX INTERMITTENT COMPRESSION SLEEVE MODEL 400 SERIES

NONSTERILE SINGLE -USE ONLY*

**This compression sleeve has been designed for multiple, independent uses, each requiring return to BluFlex after use. Following each use, the device must be returned to BluFlex for cleaning, functional testing and inspection prior to release for an additional patient use. Do not attempt to clean or reprocess this device without returning it to BluFlex first.*

INSTRUCTIONS FOR USE INSIDE

SterilMed, Inc.

409S BluFlex Compression Sleeve

Manufactured by SterilMed, Inc

Maple Grove, MN 55369

CAUTION: Federal law restricts this device for sale by or on the order of a licensed physician.

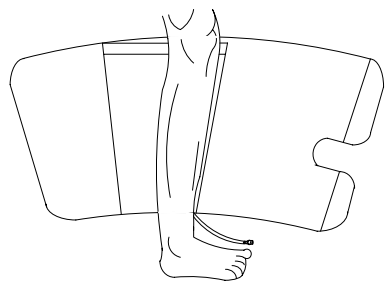
INDICATIONS FOR USE

The BluFlex Intermittent Compression System, Model 400 Series, is indicated for any person that is at risk for deep vein thrombosis or could otherwise benefit from enhanced blood flow and circulation and / or a reduction in post operative pain and swelling.

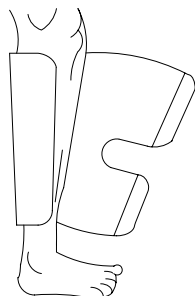
COMPATIBLE PUMP

BluFlex Compression Sleeves are designed for use with the Talley DVT-295 pump.

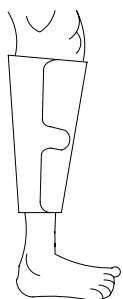
Applying Intermittent Compression Sleeve to Calf



1. Unfold sleeve and place under leg as shown. The side with Velcro securing strip should face up. Sleeve should fit between ankle and knee with bladder section positioned over the back of the calf muscle. Be sure that hoses are not trapped between sleeve and skin.



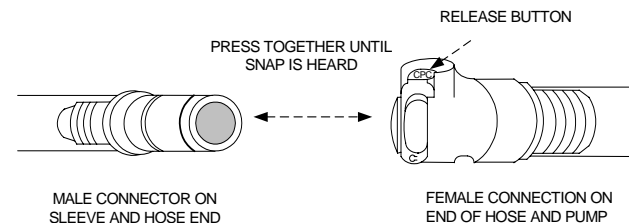
2. Fold edge of calf section without Velcro around to the front of the leg.



3. Holding the section without Velcro against the front of the leg, pull Velcro edge around front of leg until sleeve is snug. Overlap the first fold and press firmly along Velcro strip to secure. *

4. Repeat with other leg, or, in unilateral application, move to step 5.

***IMPORTANT:** Sleeve should not be too tight or too loose against leg. Too tight may impair circulation; too loose may not deliver maximum benefits. Fingertips should slide between sleeve and leg.



5. Attach male connector on sleeve to female connector on hose.
 - A. Press firmly until connector clicks.
 - B. To disconnect, press the release button and pull.
6. Connect two hoses to the Talley DVT-295 pump in similar fashion.
7. **Pump pressure should be set between 45-60 mmHg.**

SYSTEM IS NOW READY TO USE

8. Following use, place in lined container provided by Bluflex and ship to Bluflex.

CONTRAINDICATIONS

The use of external compression may not be recommended in the following conditions

1. Known or suspected deep vein thrombosis.
2. Massive edema of legs or pulmonary edema from congestive heart failure.
3. Any condition in which the sleeve would interfere, such as dermatitis, vein ligation (immediate post-operative), gangrene or recent skin graft.
4. Severe arteriosclerosis or other ischemic disease.
5. Extreme deformity of the leg or foot.

PRECAUTIONS

1. Sleeves must be properly applied as directed.
2. All hoses must be free of kinks, twists and be properly connected.
3. Compression should be terminated and sleeves removed if patient experiences pain, tingling, or numbness.

CAUTION: Federal law restricts this device for sale by or on the order of a licensed physician.