

REORDER #419S Small Thigh
Contents One Pair—Sizing Up to 17" Thigh / 12" Calf



**BLUFLEX INTERMITTENT COMPRESSION
SLEEVE MODEL 400 SERIES**
NONSTERILE SINGLE -USE ONLY*

*This compression sleeve has been designed for multiple, independent uses, each requiring return to BluFlex after use. Following each use, the device must be returned to BluFlex for cleaning, functional testing and inspection prior to release for an additional patient use. Do not attempt to clean or reprocess this device without returning it to BluFlex first.

INSTRUCTIONS FOR USE INSIDE

SterilMed, Inc.

**419S BluFlex Compression Sleeve
Manufactured by SterilMed, Inc.**

11400 73rd Avenue North
Maple Grove, MN 55369

CAUTION: Federal law restricts this device for sale by or on the order of a licensed physician.

INDICATIONS FOR USE

The BluFlex Intermittent Compression System, Model 400 Series, is indicated for any person that is at risk for deep vein thrombosis or could otherwise benefit from enhanced blood flow and circulation and / or a reduction in post operative pain and swelling.

COMPATIBLE PUMP

BluFlex Compression Sleeves are designed for use with the Talley DVT-295 pump.

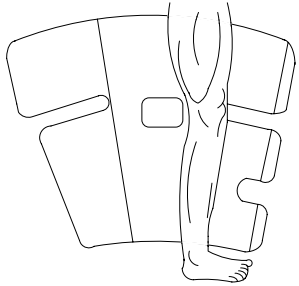
WARNINGS

1. Check for skin irritation and use additional padding according to clinical judgment.
2. Special attention, additional padding and checking every shift change should be given to patients with poor circulation, fragile skin, insensitive extremities, diabetes and those who may be predisposed to tissue viability problems, including those receiving anticoagulation therapy. Minimize the pressure effects by reducing the impulse pressure and set the impulse duration to short. Check for skin reddening and any early signs which may lead to tissue viability problems and use additional padding or discontinue treatment according to clinical judgment.
3. Do not attempt to repair or replace broken tubing connectors as hazardous inflation of the sleeves may occur.
4. Do not exceed 60 mm Hg.

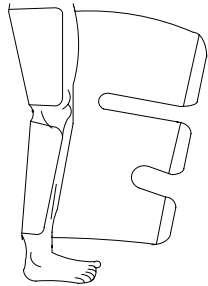
Instructions for Use can be found at www.SterilMed.com. Further questions or concerns by the health practitioner can be addressed directly by contacting your SterilMed Customer Service Associate and/or the SterilMed Quality Department at 1-888-541-0078.

*SterilMed, Inc
11400 73rd Avenue North
Minneapolis, MN 55369
Phone: 1-888-541-0078
Fax : 763-488-3350*

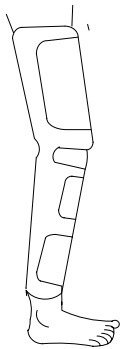
Applying Intermittent Compression Sleeve to the Leg



1. Unfold the sleeve and place under the leg as shown. Be sure that the side with Velcro Securing strip is facing up. The square cutout section will be positioned directly behind the knee.



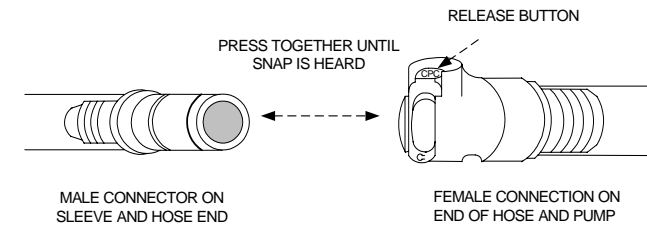
2. Fold the edge of the sleeve without Velcro around the front of the leg. Avoid bunching or folds to maximize comfort.



3. Holding the calf section against front of leg, pull Velcro edge around the front of the leg until sleeve is snug but not tight. Attach the tab toward the patient's ankle. To attach, overlap and press firmly along the Velcro strip to secure. Repeat to attach the upper tab of the calf section. Using the same process secure the thigh portion of the sleeve. *

4. Repeat with other leg, or, in unilateral application, move to step 5.

***IMPORTANT:** Sleeve should not be too tight or too loose against leg. Too tight may impair circulation; too loose



5. Attach male connector on sleeve to female connector on hose.
 - A. Press firmly until connector clicks.
 - B. To disconnect, press the release button and pull.
6. Connect two hoses to the Talley DVT-295 pump in similar fashion.
7. **Pump pressure should be set between 45-60 mmHg.**

SYSTEM IS NOW READY TO USE

8. Following use, place in lined container provided by Bluflex and ship to Bluflex.

CONTRAINDICATIONS

The use of external compression may not be recommended in the following conditions:

1. Known or suspected deep vein thrombosis.
2. Massive edema of legs or pulmonary edema from congestive heart failure.
3. Any condition in which the sleeve would interfere, such as dermatitis, vein ligation (immediate post-operative), gangrene or recent skin graft.
4. Severe arteriosclerosis or other ischemic disease.
5. Extreme deformity of the leg or foot.

PRECAUTIONS

1. Sleeves must be properly applied as directed.
2. All hoses must be free of kinks, twists and be properly connected.
3. Compression should be terminated and sleeves removed if patient experiences pain, tingling, or numbness.

CAUTION: Federal law restricts this device for sale by or on the order of a licensed physician.